

Daytime Signals



Gale from N
270° - 080°



Gale from S
090° - 260°




Strong Wind
from N
270° - 080°




Strong Wind
from S
090° - 260°




Night Signals




Gale from N
270° - 080°



Gale from S
090° - 260°



Strong Wind
from N
270° - 080°



Strong Wind
from S
090° - 260°



It should be noted that the warnings are issued for the Channel Islands Area, not just local Jersey waters.